

Access the Page: <https://sgasbuilt.com/>



Welcome back

Sign in to your QA/QC platform account

Email

you@company.com

Password

Remember my email and password

Sign in

[Forgot password?](#)

Don't have an account? [Sign up](#)

QA/QC Platform for Scan-to-BIM Projects

Please fill your Email and Password. Then click Sign in button.

After successfully logging in, you will see the following interface:

The dashboard interface features a top navigation bar with a logo on the left, a central menu with 'Dashboard' (highlighted with a red dashed box), 'Issues Management', 'ITP Management', and 'As-built Drawing', and a user profile 'Tom' on the right. Below the navigation bar is a 'Dashboard' section with the subtitle 'Overview of your Scan-to-BIM projects' and a '+ New Project' button. This section contains four summary cards: '2 Active Projects', '101 Open Issues', '0 Resolved This Week', and '0 Critical Issues'. The 'Active Projects' section displays two project cards. The first card, 'Origin - Epping 1' (PRJ01), is 78% complete and shows 101 open issues, 0 resolved, 9 team members, and 3/3 zones. The second card, 'BELMORE ST BURWOOD' (PRJ02), is 100% complete and shows 0 open issues, 0 resolved, 2 team members, and 0/0 zones. A 'Recent Activity' section on the right lists events such as member removals and file uploads. At the bottom is a 'Projects' section with a 'Manage your Scan-to-BIM project portfolio' subtitle, 'Map' and 'List' view toggles, and a '+ New Project' button. It features a map of Sydney with location pins for 'Origin - Epping 1' and 'BELMORE ST BURWOOD'.

The Dashboard screen shows your participating projects and shows general information such as the number of open issues, resolved issues and critical issues.

Dashboard **Issues Management** ITP Management As-built Drawing Tom

Project: PRJ01 - Origin - Epping 1

Issues Management

Track and manage QA/QC issues across projects

Origin - Epping 1 Search issues... From dd/mm/yyyy To dd/mm/yyyy All Status All Priority All Categories

All Floors All Assignees Apply Filters

Floor Plan View Issues Table

Basement 2 + Add Defect 12 defects 100%

Status: ● Request for checking ● In Progress ● Resolved

On the Issues Management screen, you can select the project you want to view. This screen shows the issue locations and the status of that issue. In addition, on this screen you can filter according to the items shown on the screen.



Project: PRJ01 - Origin - Epping 1

Issues Management

Track and manage QA/QC issues across projects

Origin - Epping 1 Search issues... From dd/mm/yyyy To dd/mm/yyyy All Status All Priority All Categories

All Floors All Assignees Apply Filters

Floor Plan View Issues Table

Basement 2 + Add Defect 13 defects 100%

PRJ01I-0114
Basement Retaining Wall
Request for checking high

Status: ● Request for checking ● In Progress ● Resolved

You can view details of issues by pointing to the issue location you want and clicking on the issue name.

Dashboard Issues Management ITP Management As-built Drawing Tom

← Back to project

PK3811-0114 Design Issue Edit

Basement Retaining Wall

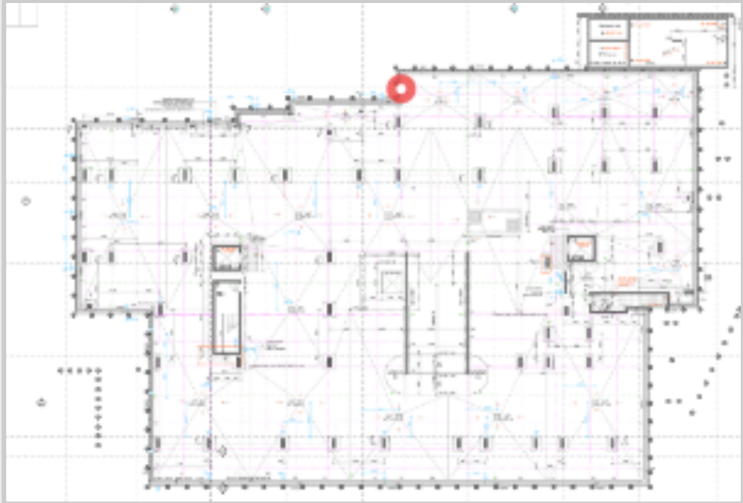
Resolved High

Resolved

Description
The as-constructed wall is angularly misaligned to the left of its design position, with a deviation of 99mm and 91mm at the top and 73mm and 97mm at the bottom.

Category: Concrete Deviation: 99 mm
Due Date: Feb 27, 2026

Floor Plan Location Edit Location



Basement 2 - (53.8%, 12.2%)


Assignee: Tony

Tony Reported 2/28/2026

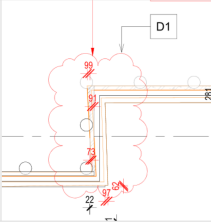
Evidence & Attachments (2)

Upload Evidence (Image/PDF)

W1.2.png 869.4 KB • Tony • 2/28/2026



W1.png 24.1 KB • Tony • 2/28/2026



Comments (1)

Tom 5d ago @Tony

Add a comment... Use @ to mention someone

On the detail issue screen, you have the right to check and accept.